

ROCKET Mortgage Classic

June 25 - 30, 2024

DETROIT GOLF CLUB



FOLLOW US: @RocketClassic



ROCKET MORTGAGE CLASSIC ACCOUNT MANAGER GUIDE

Accepting Transferred Tickets *Step-by-Step Instructions*

ACCOUNT MANAGER GUIDE

You will receive an email from Rocket Mortgage Classic at noreply@ticketmaster.com when tickets are sent to you. Open the email using your mobile device and click "Accept Tickets" button in the email. You can accept tickets on a desktop, but you will not be able to see the ticket barcode(s).

[EXTERNAL]

Just Sent You 2 Rocket Mortgage Classic Ticket(s)



Rocket Mortgage Classic <noreply@ticketmaster.com>

To ○ RMC Tickets

If there are problems with how this message is displayed, click here to view it in a web browser.



My Account

It's Time: Accept Your Tickets Now

just sent you 2 Rocket Mortgage Classic ticket(s).


A message from

Have a blast!

[Accept Tickets](#)

TIP: Using your mobile phone is the **only way to put your tickets into your mobile wallet and the only way to pull up the rotating barcode!**

ACCOUNT MANAGER GUIDE

 Login to the Rocket Mortgage Classic Account Manager **using the email address that your tickets were sent to.** If you don't already have an account with that email address, click "New to Ticketmaster? Sign Up" at the top of the page.

auth.ticketmaster.com



Sign In to Rocket Mortgage Classic

Powered by *ticketmaster*

New to Ticketmaster? Sign Up

Important Account Update

You can now use the same email and password for both your Rocket Mortgage Classic ticket account and your Ticketmaster account.

Rocket Mortgage Classic ticket holder? Use your existing email to sign in and update your password if prompted.

New here? Use your Ticketmaster email and password.

[Learn more](#)

Email Address

Password

 SHOW

Remember Me

[Forgot Password?](#)

By continuing past this page, you agree to the [Terms of Use](#) and understand that information will be used as described in both the [Ticketmaster Privacy Policy](#) and [Rocket Mortgage Classic Privacy Policy](#)

Sign in

auth.ticketmaster.com



Sign In to Rocket Mortgage Classic

Powered by *ticketmaster*

New to Ticketmaster? Sign Up

Important Account Update

You can now use the same email and password for both your Rocket Mortgage Classic ticket account and your Ticketmaster account.

Rocket Mortgage Classic ticket holder? Use your existing email to sign in and update your password if prompted.

New here? Use your Ticketmaster email and password.

[Learn more](#)

Email Address

Password

 SHOW

Remember Me

[Forgot Password?](#)

By continuing past this page, you agree to the [Terms of Use](#) and understand that information will be used as described in both the [Ticketmaster Privacy Policy](#) and [Rocket Mortgage Classic Privacy Policy](#)

Sign in

TIP: Check to see what email address the accept tickets email was sent to.

ACCOUNT MANAGER GUIDE

🔔 Your tickets have now been accepted and are now in your account. You can now continue to add the ticket(s) to your mobile wallet.

🔔 Click on the event day that you wish to access and click on "View Event Details"

am.ticketmaster.com



My Events Transfer

Get Your Tickets Ready
 For the fastest way in, view and save your tickets to Apple Wallet to beat busy network connections.

My Listings



Rocket Mortgage Classic Thursday Ticket
 Thu, Jun 27, 2024 • Gates at 6:45 a.m.
 Detroit, MI — Detroit Golf Club

[View Event Details](#)

🔔 Select the ticket that you wish to pull up to show the rotating barcode or add to your phones' wallet.

am.ticketmaster.com



Rocket Mortgage Classic Thursday Ticket

Thu, Jun 27, 2024 • Gates at 6:45 a.m.
 Detroit, MI — Detroit Golf Club

Get Your Tickets Ready
 For the fastest way in, view and save your tickets to Apple Wallet to beat busy network connections.

My SafeTix™ MORE

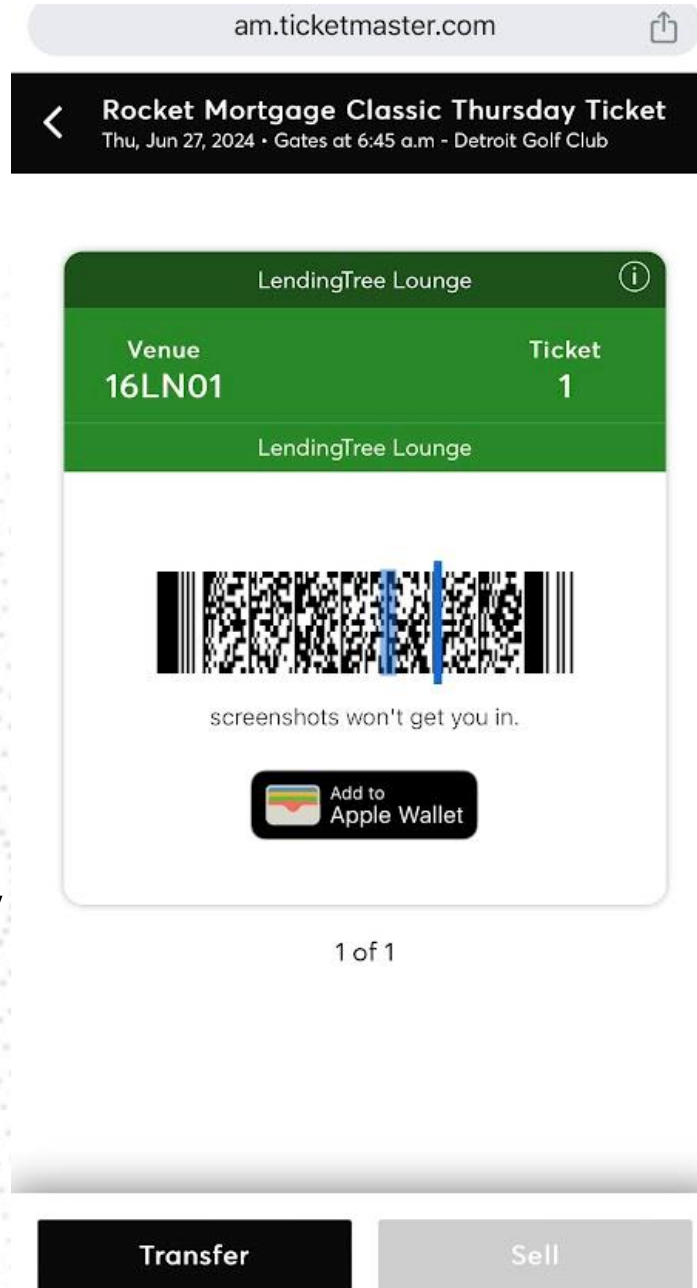
Tickets

[Venue 16LN01, Ticket 1](#)

ACCOUNT MANAGER GUIDE

After you select your desired ticket, a barcode will be displayed. If you have multiple tickets for that day, swipe side-to-side to access all your ticket barcodes, or hit the carrot on the side.

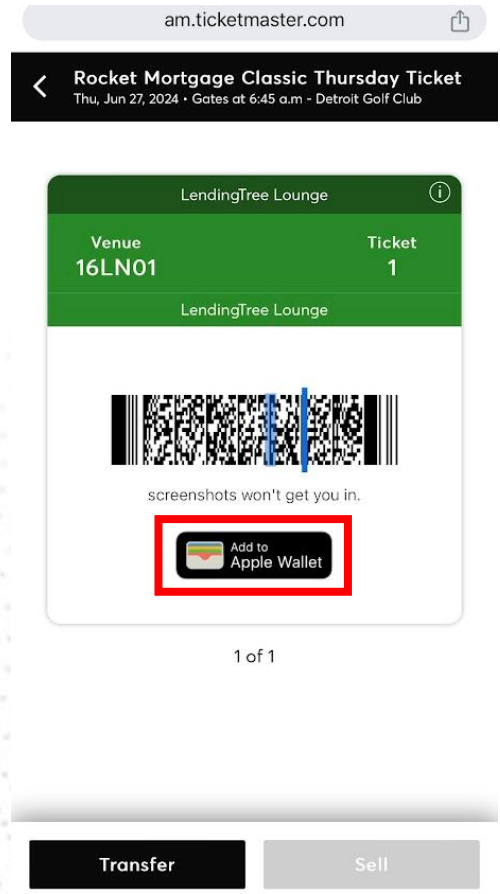
Present the barcode(s) on your mobile device to be scanned at the **tournament entrance** for admission. If you have a **hospitality ticket**, you will also be asked to present your ticket barcodes to be scanned for admission into the **hospitality venue**.



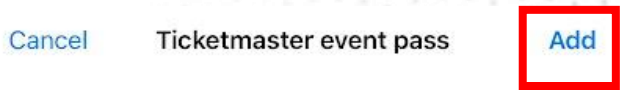
TIP: We recommend that you click “Add to Apple Wallet” for iOS devices or “Save to Phone” for Android devices prior to arrival at the tournament for quicker access. Once arriving on site, simply go to your phone’s wallet to access your tickets. **Please note**—for all to be saved to your phone’s wallet, you may need to do this for each ticket you have.

ACCOUNT MANAGER GUIDE

“Add to Apple Wallet” or your phones corresponding mobile wallet.



TIP: If the “Add to Wallet” button does not appear, rotate your phone horizontally, and it should appear.



You will then be directed to a page with your ticket. Please make sure you click “Add” at the top right corner of your screen.



Your ticket will now be in your mobile wallet and remain there and be accessible at any time. If you purchased tickets for multiple days, repeat the steps for each day’s tickets.